

Sensing Throughput Tradeoff for Cognitive Radio Networks with Noise Variance Uncertainty

Tadilo Endeshaw Bogale⁺, Luc Vandendorpe⁺⁺ and Long Bao Le⁺

⁺Institute National de la Recherche Scientifique (INRS)

Université du Québec, Montréal, Canada

⁺⁺ICTEAM Institute, Université Catholique de Louvain

Louvain la neuve, Belgium

Email: tadilo.bogale@emt.inrs.ca, luc.vandendorpe@uclouvain.be and long.le@emt.inrs.ca

Invited paper

Abstract—This paper proposes novel spectrum sensing algorithm, and examines the sensing throughput tradeoff for cognitive radio (CR) networks under noise variance uncertainty. It is assumed that there are one white sub-band, and one target sub-band which is either white or non-white. Under this assumption, first we propose a novel generalized energy detector (GED) for examining the target sub-band by exploiting the noise information of the white sub-band, then, we study the tradeoff between the sensing time and achievable throughput of the CR network. To study this tradeoff, we consider the sensing time optimization for maximizing the throughput of the CR network while appropriately protecting the primary network. The sensing time is optimized by utilizing the derived detection and false alarm probabilities of the GED. The proposed GED does not suffer from signal to noise ratio (SNR) wall (i.e., robust against noise variance uncertainty) and outperforms the existing signal detectors. Moreover, the relationship between the proposed GED and conventional energy detector (CED) is quantified analytically. We show that the optimal sensing times with perfect and imperfect noise variances are not the same. In particular, when the frame duration is 2s, SNR= -20dB, and each of the bandwidths of the white and target sub-bands is 6MHz, the optimal sensing times are 28.5ms and 50.6ms with perfect and imperfect noise variances, respectively.

Index Terms—Cognitive radio, Spectrum sensing, Noise variance uncertainty, SNR wall, Sensing Throughput tradeoff.

I. INTRODUCTION

Cognitive radio (CR) is one of the promising approaches to improve the spectral efficiency of current wireless networks [1], [2]. One key feature of a CR network is the potential to learn its surrounding radio environment, which is performed by the spectrum sensing (signal detection) part of the CR device. The most widely known signal detectors are matched filter, energy and cyclostationary based detectors. Among these, the matched filter is optimal, which, however, requires perfect synchronization between the primary transmitter and cognitive device [3]. The energy detector (hereafter referred as conventional energy detector (CED)) does not require any information about the primary user and it is simple to implement. However, the CED is very sensitive to noise variance uncertainty, and there is a signal to noise ratio (SNR) wall that prevents the detector from guaranteeing the desired

detection performance [3]–[5]. Cyclostationary based detector is robust against noise variance uncertainty and it can reject the effect of external interference, which unfortunately has high computational complexity and is sensitive to cyclic frequency mismatch [5]–[7].

In [8], the eigenvalue decomposition (EVD)-based signal detector is proposed. This detector is robust against noise variance uncertainty but its computational complexity is high [9], [10]. Recently in [11], new Max-Min SNR based signal detector is proposed. This paper employs linear combination approach of the oversampled received signal. Under noise variance uncertainty, simulation results demonstrate that this detector achieves better performance than those of the CED and EVD-based detectors in additive white Gaussian noise (AWGN) and Rayleigh fading channels. The detector of [11] also guarantee the desired probability of detection (false alarm) $P_d(P_f)$ in the presence of low (moderate) adjacent channel interference (ACI) signals. The main drawbacks of [11], however, are that the cognitive device requires accurate knowledge of the primary transmitter pulse shaping filter and rolloff factor. Furthermore, the approach of [11] employs oversampling of the received signal beyond the Nyquist rate, which may not be desirable in practice as such operation requires expensive high-speed analog to digital converter. In addition, the theoretical P_f and P_d expressions are obtained by employing numerical methods. Nonetheless, as will be clear later, the detection algorithm of the current paper achieves better performance than that of the algorithm of [11] under similar assumptions. Furthermore, the proposed detector of the current paper requires neither the transmitter pulse shaping filter nor oversampling of the received signal.

In [12], throughput maximization problem for CR network has been considered by employing the CED. However, as we have explained previously, the CED suffers from SNR wall. Thus, it may not be possible to utilize the CED to maximize the throughput of the CR network for practically relevant SNR of the transmitted signal (i.e., -20dB).

In the current paper we propose novel spectrum sensing algorithm, and examine the sensing throughput tradeoff for CR networks under noise variance uncertainty. It is assumed

that there are one white sub-band, and one target sub-band which is either white or non-white. In a wide-band scenario, the white sub-band can be identified by applying the approach of [13] (see [13] for more details). Under this assumption, first we propose a novel generalized energy detector (GED) for examining the target sub-band by exploiting the noise information of the white sub-band, then, we study the tradeoff between the sensing time and achievable throughput of the CR network. To study this tradeoff, we consider the sensing time optimization for maximizing the throughput of the CR network while appropriately protecting the primary network. The sensing time is optimized by utilizing the derived P_d and P_f of the GED. The proposed GED does not suffer from SNR wall (i.e., robust against noise variance uncertainty) and outperforms the existing signal detectors. To optimize the sensing time, we consider that the CR network performs sensing and then transmission periodically over equal frame intervals. This frame-based sensing and transmission strategy has been commonly adopted in the literature [12]. This frame interval can be set equal to the required channel evacuation time which is 2s in the 802.22 standard for example.

The main contributions of the paper are summarized as follows.

- We propose novel generalized energy detection algorithm to detect the target sub-band under noise variance uncertainty. The proposed GED utilizes the noise information collected from the white sub-band. Furthermore, the GED is designed to ensure a certain $P_d(P_f)$ performance without experiencing any SNR wall.
- We derive the P_d and P_f expressions for the proposed GED. These derivations reveal that the detection performance of the GED depends on the bandwidths of the white and target sub-bands. The derivations also exploit the fact that when the noise variance is estimated from finite sub-band, the theoretical thresholds of the CED can not be applied directly. Moreover, the relationship between the proposed GED and CED is quantified analytically.
- We formulate the sensing time optimization problem for the CR network as a concave maximization problem where its solution is obtained by using convex optimization tools. We show that the optimal sensing time obtained by the proposed GED (T_{oGED}) is different from that of the CED (T_{oCED}). In other words, the optimal sensing durations with perfect and imperfect noise variances are not the same.
- Numerical studies are conducted to investigate the performance of the proposed sensing and optimization framework. Specifically, we validate the analytical results by comparing with computer simulation. We demonstrate that the proposed detection algorithm is robust against noise variance uncertainty and outperforms existing spectrum sensing algorithms. In an exemplifying setting, when SNR = -20dB, frame duration is 2s, and the bandwidth of each of the white and target sub-bands is 6MHz, the optimal sensing times that maximizes the throughput are 28.5ms and 50.6ms for perfect and imperfect noise vari-

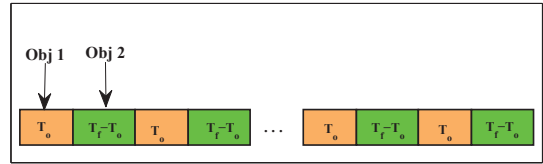


Fig. 1. The frame structure of a cognitive radio network.

ance scenarios, respectively (i.e., $T_{oGED} = 1.78T_{oCED}$).

The remaining part of this paper is organized as follows: Section II discusses the signal model and problem statement. The proposed generalized energy detection algorithm is discussed in Section III. The sensing time optimization algorithm is presented in Section IV. In Sections V and VI, detailed numerical and simulation results are presented for different practically relevant parameter settings. Finally, conclusions are drawn in Section VII.

Notations: The following notations are used: $AE(\cdot)$ denotes the average energy and $\lfloor x \rfloor$ ($\lceil x \rceil$) is the nearest integer less (greater) than or equal to x . The representations s.t., $Pr(\cdot)$, $(\cdot)^*$, $E\{\cdot\}$ and $|\cdot|$ denote subject to, probability, optimal, expectation and absolute value, respectively.

II. SIGNAL MODEL AND PROBLEM STATEMENT

Consider a cognitive radio network that operates on the spectrum of B Hz. This B Hz has two sub-bands where one of the sub-band is white and the other sub-band is the target sub-band which could be either white or non-white (i.e., unknown sub-band). We assume that the cognitive device attempts to perform spectrum sensing on the target sub-band and utilizes this sub-band for communications only when it is white¹.

The frame structure of a CR network is illustrated in Fig. 1, which shows consecutive frames. Here, each frame has a duration of $T_f = T_o + (T_f - T_o)$, where T_o is used to sense the target sub-band and the remaining time $T_f - T_o$ is used for CR transmission. The sensing time T_o is required to ensure that the primary network is sufficiently protected. This protection level is usually expressed in terms of P_d of the target sub-band. The time $T_f - T_o$ is usually chosen to ensure that the target sub-band is efficiently exploited. In this paper, we are interested in designing the spectrum sensing to maximize the throughput of the CR network while appropriately protecting the primary network. This problem is formulated as

$$\max Th_f, \text{ s.t } P_{df}(\text{target sub band}) \geq \tilde{P}_d \quad (1)$$

where Th_f , $P_{df}(\cdot)$ and \tilde{P}_d are the throughput achieved in the target sub-band, detection probability and required P_d threshold in frame f , respectively. As we can see from Fig. 1, when we increase T_o , the protection level of the primary network increases (i.e., $P_{df}(\cdot)$ increases). However, doing this will reduce the achievable throughput of the CR network which is directly related to $T_f - T_o$. Therefore, the tradeoff between sensing time and throughput can be studied

¹A CR network is a network that does not have exclusive right to use this sub-band. It is always termed as a secondary network.

by examining (1). Furthermore, for the appropriately selected T_f , the optimal solution of (1) will satisfy $0 < T_o \leq T_f$. We assume that T_f is selected appropriately and the sampling frequency of the cognitive device is set to B (i.e., Nyquist sampling). Given these assumptions, problem (1) can be solved by addressing the following two objectives for each frame.

Obj 1: Detecting the target sub-band using the noise information of the white sub-band by the proposed GED².

Obj 2: Optimizing the sensing time to maximize the throughput of the CR network by employing the P_d and P_f expressions of the GED.

III. GENERALIZED ENERGY DETECTOR

This section presents the proposed GED, and provides detailed performance analysis. As mentioned in the above section, we have two sub-bands where one of them is the white sub-band and the other is the target sub-band. For convenience, let us represent the *target sub-band as sub-band k* with bandwidth B_k (i.e., from 0 to B_k Hz) and the *white sub-band as sub-band i* with bandwidth B_i (i.e., from B_k to B Hz), and we assume that the cognitive device employs T_{ts} sensing time to ensure the target P_d .

The base-band received signal of each frame $r(t)$ can thus be expressed as

$$r(t) = s(t) + w(t), \quad 0 \leq t \leq T_{ts} \quad (2)$$

where $s(t)$ and $w(t)$ are the signal and noise components, respectively. By sampling this signal with period $\frac{1}{B}$ (i.e., Nyquist sampling rate), the sampled version of $r(t)$, with slight abuse of notation, can be expressed as

$$r[n] = s[n] + w[n], \quad n = 1, \dots, N_s \quad (3)$$

where $N_s = T_{ts}B$ is the number of received samples in T_{ts} duration. It is assumed that $w[n], \forall n$ are independent and identically distributed (i.i.d) zero mean circularly symmetric complex Gaussian (ZMCSCG) random variables all with variance σ^2 which is unknown or known imperfectly.

The discrete time Fourier transform (DFT) of $r[n]$ is given as [14]

$$\tilde{r}[m] = \sum_{n=1}^{N_s} \frac{r[n] \exp \frac{-i2\pi(m-1)(n-1)}{N_s}}{\sqrt{N_s}}, \quad m = 1, \dots, N_s.$$

The average energies of the frequency regions $[0 : B_k]$ and $[B_k : B]$ are given by

$$\begin{aligned} \text{AE}([0 : B_k]) &= \sum_{m=1}^{N_{dk}} \frac{|\tilde{r}[m]|^2}{N_{dk}} \triangleq \sum_{j=1}^{N_{dk}} \frac{|d_k[j]|^2}{N_{dk}} \\ &\triangleq \hat{M}_{dk} \\ \text{AE}([B_k : B]) &= \sum_{m=1}^{N_z} \frac{|\tilde{r}[N_k + m]|^2}{N_z} \triangleq \sum_{j=1}^{N_z} \frac{|z[j]|^2}{N_z} \\ &\triangleq \hat{M}_z \end{aligned} \quad (4)$$

²As will be detailed later, our GED is not a straightforward extension of the CED.

where $N_{dk} = \lfloor \frac{B_k}{B} N_s \rfloor$, $N_z = N_s - N_{dk}$, $\{d_k[j] = \tilde{r}[m]\}_{j=m=1}^{N_{dk}}$ and $\{z[j] = \tilde{r}[N_k + m]\}_{j=m=1}^{N_z}$.

As the i th white sub-band contains noise only signal, $z[j], \forall j$ can be modeled as i.i.d ZMCSCG random variables all with variance σ^2 whereas, the k th sub-band contains either noise only (H_{0k}) or signal plus noise (H_{1k}). Thus, $d_k[j], k \neq i$ can be modeled as

$$d_k[j] = \begin{cases} \tilde{s}_k[j] + \tilde{w}_k[j], & \text{Under } H_{1k} \\ \tilde{w}_k[j], & j = 1, \dots, N_{dk} \text{ Under } H_{0k} \end{cases} \quad (5)$$

where $\tilde{w}_k[j], \forall j$ are i.i.d ZMCSCG random variables all with variance σ^2 , $\tilde{s}_k[j], \forall j$ are i.i.d zero mean random variables with $E\{|\tilde{s}_k[j]|^2\} = \gamma_k \sigma^2$ and γ_k denotes the SNR of the k th sub-band under H_{1k} hypothesis.

To detect the k th sub-band, we propose the following test statistics

$$R_k = \sqrt{\frac{N_{dk}\beta_k}{\beta_k + 1}} \left(\frac{\hat{M}_{dk}}{\hat{M}_z} - 1 \right), \quad k \neq i \quad (6)$$

where $\beta_k = \frac{N_z}{N_{dk}} = \frac{B_i}{B_k}$. By applying *Theorem 1* of [11] (see also [13] for more details), it can be shown that

$$\begin{aligned} R_k &\sim \mathcal{N}(0, 1), & \text{Under } H_{0k} \\ R_k &\sim \mathcal{N}(\mu_k, \tilde{\sigma}_{H_{1k}}^2), & \text{Under } H_{1k} \end{aligned}$$

where $\mu_k = \sqrt{\frac{N_{dk}\beta_k}{\beta_k + 1}} \gamma_k$ and $\tilde{\sigma}_{H_{1k}} = 1 + \gamma_k$. The P_f and P_d of the test statistics (6) are thus given as [11]

$$P_{fk}(\lambda_k) = Pr\{R_k > \lambda_k | H_{0k}\} = \frac{1}{2} \text{erfc}\left(\frac{\lambda_k}{\sqrt{2}}\right) \quad (7)$$

$$P_{dk}(\lambda_k) = Pr\{R_k > \lambda_k | H_{1k}\} = \frac{1}{2} \text{erfc}\left(\frac{\lambda_k - \mu_k}{\sqrt{2}\tilde{\sigma}_{H_{1k}}}\right) \quad (8)$$

where λ_k is the threshold and $\text{erfc}(\cdot)$ is the complementary error function [15]. As we can see from (8), for the given $\gamma_k > 0$ and λ_k , increasing N_{dk} increases P_{dk} . This is due to the fact that $\text{erfc}(\cdot)$ is a decreasing function. Thus, the proposed detection algorithm is consistent and does not suffer from any SNR wall (i.e., for any given $P_{fk} > 0$ and $\gamma_k > 0$, $P_{dk} \rightarrow 1$ as $N_{dk} \rightarrow \infty$). One can also notice that the detector (6) is not very sensitive to small to medium interference signal. This is because, the ratio $\frac{\hat{M}_{dk}}{\hat{M}_z}$ will not be changed significantly in the presence of small to medium interference signals. Hence, the proposed detector is robust against small to medium ACI which will occur frequently in practice.

In the following, we address the relation between the detector (6) and the CED. As can be seen from (6), when $\beta_k \rightarrow \infty$, \hat{M}_z becomes the true noise variance and the test statistics (6) will be

$$R_{k,\beta_k \rightarrow \infty} = \sqrt{N_{dk}} \left(\frac{\hat{M}_{dk}}{\hat{M}_z} - 1 \right) = \sqrt{N_{dk}} \left(\frac{\hat{M}_{dk}}{\sigma^2} - 1 \right). \quad (9)$$

Indeed this is shifted and scaled version of the CED which is optimal. From this observation, we can understand that the role of \hat{M}_z is just to estimate the noise variance from finite sub-band. Hence, the test statistics (6) can be considered as a GED.

Next we examine the following interesting question. For the given β_k , how much is the performance loss of (6)

compared to that of the CED? As can be seen from (7), P_{fk} does not depend on β_k . Thus, the test statistics (6) and (9) will employ the same threshold λ_k to ensure a certain P_{fk} . This threshold is given by

$$\lambda_k^* = \sqrt{2} \operatorname{erfc}^{-1}(2P_{fk}), \quad k \neq i.$$

Thus, the detection performance loss is given as

$$\eta_k = 1 - \frac{P_{dk}(R_k)}{P_{dk}(R_k, \beta_k \rightarrow \infty)} = 1 - \frac{\operatorname{erfc}\left(\frac{\lambda_k^* - \sqrt{\frac{N_{dk}\beta_k}{\beta_k+1}}\gamma_k}{\sqrt{2}(1+\gamma_k)}\right)}{\operatorname{erfc}\left(\frac{\lambda_k^* - \sqrt{N_{dk}}\gamma_k}{\sqrt{2}(1+\gamma_k)}\right)}.$$

From these explanations, the following key points can be highlighted:

- 1) If the noise variance is estimated from finite sub-band, the theoretical thresholds of the CED can not be applied directly.
- 2) When the bandwidth of the white sub-band is very small (i.e., β_k is very small), the threshold value to ensure a certain $P_{fk}(P_{dk})$ of (6) is significantly different from that of the CED.
- 3) Increasing β_k increases the detection performance of (6). Hence, the detection performance of the proposed GED is upper bounded by that of the CED.

IV. SENSING TIME OPTIMIZATION

In this section, we compute the optimal T_{ts} of (3) to maximize the throughput of the CR network (i.e., **Obj 2**). The CR network performs transmission in the k th sub-band when the GED (6) declares this sub-band as white. The proposed GED has a certain missed detection (i.e., the detector (6) may declare a non-white sub-band as white). Thus, in the k th sub-band, the CR network can have the following two SNRs [12]:

$$\begin{aligned} \gamma_c | H_{0k} &= \gamma_c, & \text{Correct sensing decision} \\ \gamma_c | H_{1k} &= \frac{\gamma_c}{1 + \gamma_{pk}}, & \text{Incorrect sensing decision} \end{aligned} \quad (10)$$

where γ_c is the SNR of the CR network and $\gamma_{pk}, k \neq i$ are the SNR of the primary signal experienced at the receiver of the CR network³. If we denote the probability of the occurrences of H_{0k} and H_{1k} by $P(H_{0k})$ and $P(H_{1k})$ ⁴, respectively, in the transmission time duration $T_f - T_o$ (recall Fig. 1), we will achieve the following two throughputs:

$$\begin{aligned} Th_{H_{0k}} &= \frac{T_f - T_o}{T_f} R_{0k} P(H_{0k}) (1 - P_{fk}(\tilde{\lambda}_k, T_o)) \\ Th_{H_{1k}} &= \frac{T_f - T_o}{T_f} R_{1k} P(H_{1k}) (1 - P_{dk}(\tilde{\lambda}_k, T_o)) \end{aligned}$$

where $R_{0k} = \log_2(1 + \gamma_c | H_{0k})$ and $R_{1k} = \log_2(1 + \gamma_c | H_{1k})$ ⁵. Our objective will now be to get the optimal T_o for maximizing the throughput of the k th

³In practice, we do not have any information about $\gamma_{pk}, k \neq i$. Due to this fact, we employ $\gamma_{pk} = \gamma_k, k \neq i$.

⁴These probabilities can be computed by employing the decision statistics of the previously sensed frames (i.e., the decision statistics of (6)).

⁵Here we assume that the CR network transmits a Gaussian signal and the channel between the CR transmitter and receiver is assumed to be AWGN.

sub-band under the constraint that the primary network (i.e., the k th sub-band) is sufficiently protected. This problem is mathematically formulated as

$$\begin{aligned} \max_{T_o} \quad & Th_{H_{0k}} + Th_{H_{1k}}, \\ \text{s.t.} \quad & P_{dk}(\tilde{\lambda}_k, T_o) \geq \tilde{P}_d, \quad k \neq i \end{aligned} \quad (11)$$

where $P_{dk}(\cdot)$ is the detection probability given in (8) and \tilde{P}_d is the required detection probability. As can be seen from this expression, P_{dk} depends on $\tilde{\lambda}_k$ and T_o . Furthermore, for the given T_o , the optimal $\tilde{\lambda}_k$ of the above problem can be obtained by setting [12]

$$P_{dk}(\tilde{\lambda}_k, T_o) = \tilde{P}_d, \quad k \neq i. \quad (12)$$

From (8), we will have

$$P_{dk}(\tilde{\lambda}_k) = \frac{1}{2} \operatorname{erfc}\left(\frac{\tilde{\lambda}_k - \mu_k}{\sqrt{2}\tilde{\sigma}_{H_{1k}}}\right). \quad (13)$$

By combining (12) and (13), the optimal $\tilde{\lambda}_k$ becomes

$$\tilde{\lambda}_k^* = a_k \sqrt{T_o} + b_k, \quad k \neq i \quad (14)$$

where $a_k = \sqrt{\frac{\beta_k B_k}{\beta_k + 1}} \gamma_k$ and $b_k = \sqrt{2} \tilde{\sigma}_{H_{1k}} \operatorname{erfc}^{-1}(2\tilde{P}_d)$. Substituting $\tilde{\lambda}_k^*, k \neq i$ into (7) and after some straightforward steps, problem (11) can be reformulated as

$$\begin{aligned} \max_{T_o} \quad & \frac{T_f - T_o}{T_f} \left(\psi_k \operatorname{erf}\left(\frac{a_k \sqrt{T_o} + b_k}{\sqrt{2}}\right) + \tilde{\psi}_k \right) \\ \triangleq \quad & \tilde{f}(T_o) \end{aligned} \quad (15)$$

where $\psi_k = 0.5P(H_{0k}) \log_2(1 + \gamma_c | H_{0k})$ and $\tilde{\psi}_k = \psi_k + P(H_{1k}) \log_2(1 + \gamma_c | H_{1k})(1 - \tilde{P}_d)$ are constants, and $\operatorname{erf}(\cdot) = 1 - \operatorname{erfc}(\cdot)$.

It can be shown that this problem is a concave maximization problem where its optimal T_o can be obtained numerically by simple bisection search method (see Appendix B of [13] for more details).

Similar optimization problem has been considered in [12] by employing CED. However, the authors of [12] examine their problem by ignoring Th_{H_1} (see equation (21) of [12]). The proposed generalized energy detection and sensing time optimization algorithms are summarized as follows.

Algorithm 1: Generalized Energy Detection and Sensing Time Optimization

Inputs: B, B_i and $B_k, k \neq i$ and γ_k .

1) **Obj 4:** Optimal sensing time computation

- a) From B_i and $B_k, k \neq i$, determine the optimal T_o^* that maximizes the throughput by solving (15).
- b) Get the samples $T_o^* B$ and denote the total received samples as $\{r[j]\}_{j=1}^{N_s}$ of (3), where $N_s = T_{ts} B$ with $T_{ts} = T_o^*$.

2) **Obj 3:** Generalized energy detection

- a) Using these N_s samples $\{r[j]\}_{j=1}^{N_s}$ and the white sub-band B_i , compute $R_k, k \neq i$ with (6).
- b) Compute λ_k^* using (14) and **if** $R_k < \lambda_k^*$ **then**
Label the k th sub-band as white.

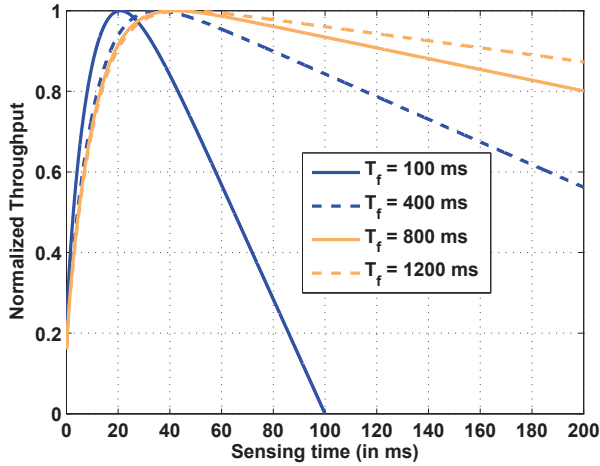


Fig. 2. Normalized $\tilde{f}(T_o)$ of (15) for different frame duration T_f

else

Label the k th sub-band as non-white.

end if

- 3) **Transmission:** If the k th sub-band is white, transmit information over the CR network in the remaining $T_f - T_o$ seconds.

Note that since we assume that B_i is white, the CR can use both the i th and k th sub-band when the k th sub-band is white, otherwise the CR will use only the white sub-band B_i .

V. NUMERICAL EXAMPLES

In this section we provide numerical examples on the sensing time optimization. Currently, the Federal Communications Commission (FCC) in USA has proposed TV bands for CR network application [12]. The bandwidth of each TV band is 6MHz and $\hat{P}_d = 0.9$ at $\gamma_k = -20$ dB. Suppose that we have a cognitive device with bandwidth 12MHz (i.e., 2 TV bands) where the first 6MHz is the target sub-band (i.e., sub-band k) and the remaining 6MHz is the white sub-band (i.e., sub-band i), $\gamma_c = 20$ dB, $P(H_{0k}) = 0.8$ and $P(H_{1k}) = 0.2, k \neq i$. Under these settings, we plot the sensing time versus normalized throughput for different frame durations as shown in Fig. 2. As we can see when the frame duration increases, the optimal sensing time also increases. However, this increment is not linear. For example, the optimal sensing times with $T_f = 100$ ms and $T_f = 1200$ ms (i.e., 12 times increment) are 20ms and 45ms (i.e., 2.25 times increment), respectively. Thus, for practical application it is desirable to choose the maximum possible frame duration. For 802.22 system, we suggest to set $T_f = 2$ seconds.

In the following, we examine the effect of the bandwidths B_k and B_i on the optimal sensing time. To this end we take $B_k = B_i = 10$ MHz, and $B_k = 10$ MHz and $B_i = 6$ MHz cases. Fig. 3 shows the sensing time versus normalized throughput for these two cases with frame duration $T_f = 1.2$ s. From this figure, one can observe that the optimal sensing time with $B_k = B_i = 10$ MHz setting (i.e., around 20ms) is

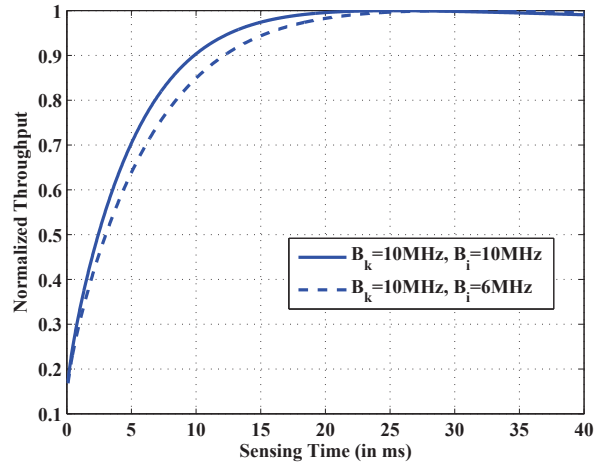


Fig. 3. Optimal sensing time for fixed B_k and different B_i and $T_f = 1.2$ s.

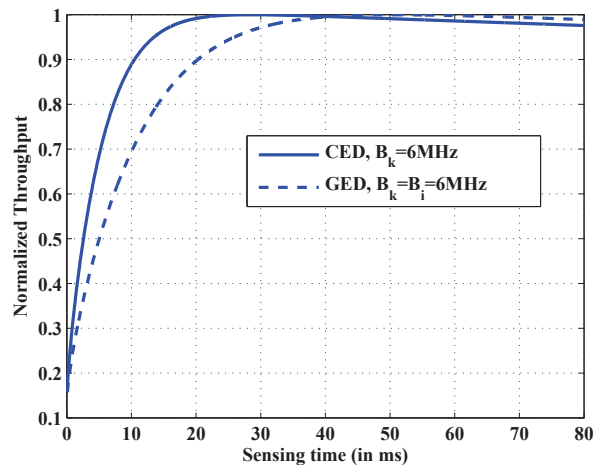


Fig. 4. Comparison of the sensing time of the CED and GED with $B_i = B_k = 6$ MHz and frame duration $T_f = 2$ s.

less than that of the setting $B_k = 10$ MHz, $B_i = 6$ MHz (i.e., around 25ms). This figure also reveals the fact that increasing B_i (i.e., β_k) will help to decrease the optimal sensing time. Also, from this figure and Fig. 2 we can notice that, for the given B_i , increasing B_k will decrease the optimal sensing time which is expected.

Next we compare the sensing time of the GED of (6) and that of the CED for the target sub-band with $T_f = 2$ s which is shown in Fig. 4. As can be seen from this figure, the CED ($T_{oCED} = 28.5$ ms) requires less sensing time compared to that of the proposed GED ($T_{oGED} = 50.6$ ms) (i.e., $T_{oGED} \approx 1.78T_{oCED}$). This is expected since the CED assumes perfect noise variance (i.e., $\beta_k \rightarrow \infty$). This result validates that the maximum throughput is achieved when the noise variance is known perfectly.

VI. SIMULATION RESULTS

This section provides simulation results which are obtained by averaging 20000 experiments. Under H_{1k} hypothesis, the

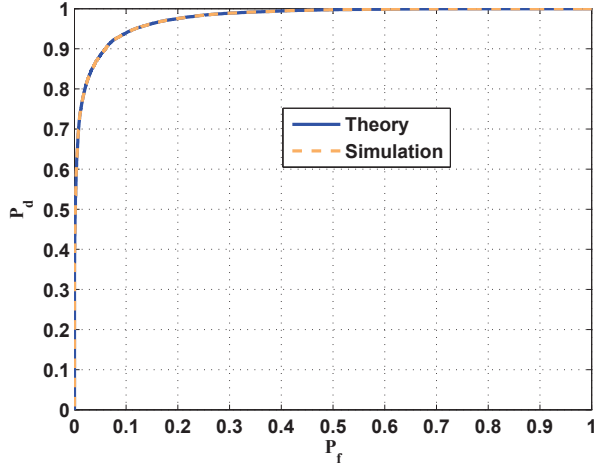


Fig. 5. Comparison of theoretical and simulated P_f versus P_d of GED in AWGN channel at SNR = -20dB.

signal samples are taken from the quadrature phase shift keying (QPSK) constellation with $\sigma_s^2 = 1\text{mW}$. Furthermore, in the k th sub-band (i.e., target sub-band), the channel between the primary transmitter and cognitive device is either AWGN or Rayleigh fading. The SNR is defined as $SNR \triangleq \frac{\sigma_s^2}{\sigma^2}$.

A. Verification of P_f versus P_d Expressions of GED (6)

In this subsection, we verify the theoretical P_{fk} and P_{dk} expressions of the GED (6) by computer simulations. To this end, we set $B_i = 4.28\text{MHz}$, $B_k = 6\text{MHz}$ (i.e., $\beta_k = 0.71$), $T_{ts} = 30.3\text{ms}$, SNR = -20dB and the channel between the primary transmitter and cognitive device is AWGN. Under these settings, Fig. 5 shows comparison of the theoretical and simulation $P_f(P_d)$. From this figure, we can see that the theoretical $P_f(P_d)$ matches exactly that of the simulated one.

B. Effects of β_k and Noise Variance Uncertainty on the P_{fk} and P_{dk} of GED

In this subsection, we examine the effects of β_k and noise variance uncertainty on the P_{fk} and P_{dk} of GED. To this end, we consider that $B_i = [6, 4.28]\text{MHz}$, and $B_k = 6\text{MHz}$ (i.e., $\beta_k = [\beta_{k1}, \beta_{k2}] = [1, 0.71]$). Furthermore, the true noise variance is modeled as a bounded interval of $[\frac{1}{\epsilon}\sigma^2, \epsilon\sigma^2]$ for some $\epsilon = 10^{\Delta\sigma^2/10} > 1$, where the uncertainty $\Delta\sigma^2$ is expressed in dB [4]. We assume that this bound follows a uniform distribution, i.e., $U[\frac{1}{\epsilon}\sigma^2, \epsilon\sigma^2]$. The noise variance is the same for one experiment (since it has a short duration) and follows a uniform distribution during several experiments.

For this simulation, we set $T_{ts} = 30.3\text{ms}$, $\Delta\sigma^2 = 2\text{dB}$ and $P_{fk1} = P_{fk2} = 0.1$, where P_{fk1} and P_{fk2} are the false alarm probabilities obtained by β_{k1} and β_{k2} , respectively. Fig. 6 shows the achieved P_f and P_d for these β_k values. From this figure, we can understand that the target $P_f \leq 1$ is maintained for both β_k values. Thus, the P_f of the detector (6) does not depend on the value of β_k which is inline with the theoretical result. Furthermore, increasing β_k (or SNR)

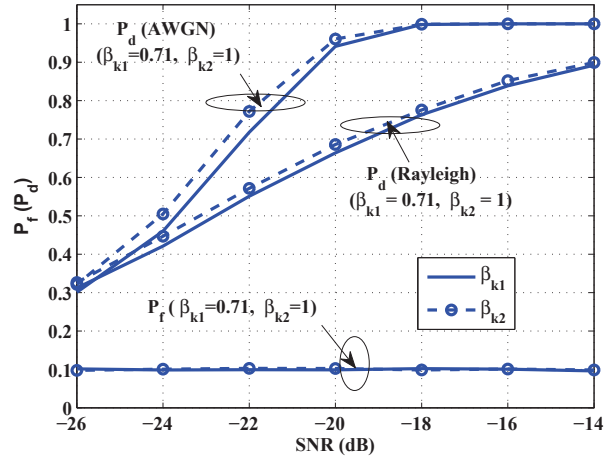


Fig. 6. Performance of the proposed GED under noise variance uncertainty.

increases the detection performance of the proposed GED (6) for both AWGN and Rayleigh fading channels. And, for a given β_k , the AWGN channel will achieve superior detection performance compared to that of the Rayleigh fading channel which is expected.

C. Comparison of the Proposed GED and the detector of [11] for Pulse Shaped Signals

Recently new linear combination approach signal detection algorithm is proposed for pulse shaped transmitted signals with known rolloff factor in [11]. The detector of [11] is robust against noise variance uncertainty and small to medium ACI, and it outperforms CED and EVD-based signal detectors. Furthermore, the detector of [11] is already implemented using universal software radio peripheral (USRP) in [16] and has shown consistent result with the theory. Due to this reason, we compare the proposed GED (6) with the detector of [11] for pulse shaped signals with known rolloff factor (i.e., one band with known rolloff). To this end, we consider that the transmitted signal is pulse shaped by a square root raised cosine filter (SRRCF) with period T_s and a certain rolloff factor (i.e., the total bandwidth of the transmitted signal is $\frac{(1+\text{rolloff})}{T_s}\text{Hz}$).

For the comparison, we consider the same scenario as in Fig. 3 of [11] (i.e., $T_s = \frac{1}{6}10^{-6}\text{s}$, rolloff = 0.2 and $T_{ts} = 4.55\text{ms}$). From fundamental wireless communication, it is known that the rolloff frequency regions of any pulse shaped signal are highly dominated by the noise (i.e., it contains almost noise only signal). Therefore, one can interpret that any pulse shaped transmitted signal has two sub-bands, where the first sub-band of bandwidth $\frac{1}{T_s}\text{Hz}$ contains signal plus noise (under H_1 hypothesis) and the second sub-band of bandwidth $\frac{\text{rolloff}}{T_s}\text{Hz}$ contains noise only signal. Hence, for our generalized energy detection algorithm (6), the former sub-band can be considered as the target sub-band (i.e., sub-band $B_k = 6\text{MHz} = [-3 : 3]\text{MHz}$) and the latter sub-band can be considered as the white sub-band (i.e., sub-band $B_i = 1.2\text{MHz} = [-3.6 : -3]\text{MHz}$ and $[3 : 3.6]\text{MHz}$). Due

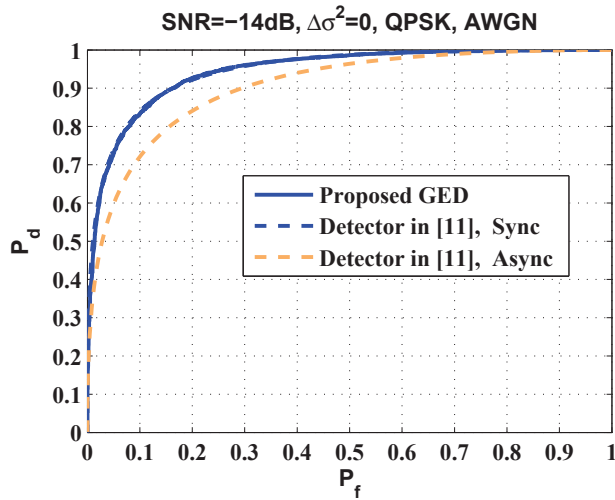


Fig. 7. Comparison of the proposed generalized energy detection algorithm and the detection algorithm of [11] for pulse shaped transmitted signals with $T_{ts} = 4.55$ ms.

to this reason, for the set up of Fig. 3 of [11], (6) utilizes $\beta_k = \frac{B_i}{B_k} = \text{rolloff} = 0.2$.

Fig. 7 shows the performances of the proposed GED and that of the detector in [11]. From this figure, we can see that the current algorithm achieves the same performance as that of [11] when the cognitive device is perfectly synchronized with the primary transmitter (i.e., Sync) which almost never happen in practice. However, for the practically relevant asynchronous scenario (i.e., Async), the current GED (which do not assume any synchronization) outperforms the detector in [11]. From this result, we can also conclude that the proposed GED outperforms CED and EVD based detectors under noise variance uncertainty. On the other hand, the proposed GED requires neither the pulse shaping filter of the transmitted signal nor oversampling of the received signal.

Like the detector in [11], the current GED does not depend on the phase of the received signal, and is not sensitive to carrier frequency offset and small to medium ACI signal. Thus, the proposed generalized energy detection algorithm is robust against frequency and phase offset, and small to medium ACI signal. The detailed analysis demonstrating this fact can be performed like that of [11].

VII. CONCLUSIONS

This paper proposes novel spectrum sensing algorithm, and examines the sensing throughput tradeoff for CR networks under noise variance uncertainty. It is assumed that there are one white sub-band, and one target sub-band which is either white or non-white. Under this assumption, first we propose a novel GED for examining the target sub-band by exploiting the noise information of the white sub-band, then, we study the tradeoff between the sensing time and achievable throughput of the CR network. To study this tradeoff, we consider the sensing time optimization for maximizing the throughput of the CR network while ensuring that the primary network is sufficiently protected. The sensing time is optimized by

utilizing the derived P_d and P_f expressions of the GED. The proposed GED does not suffer from SNR wall (i.e., robust against noise variance uncertainty). Numerical results reveal that the optimal sensing times with perfect and imperfect noise variances are not the same. Particularly, when the SNR = -20dB, frame duration 2s, and each of the bandwidths of the white and target sub-bands is 6MHz, we have found that the optimal sensing times are 28.5ms and 50.6ms with perfect and imperfect noise variance scenarios, respectively. The derived P_d and P_f expressions of the GED are verified by computer simulation. Simulation results also demonstrate that the proposed GED is robust against noise variance uncertainty and outperforms the existing signal detectors.

REFERENCES

- [1] I. F. Akyildiz, W. Lee, M. C. Vuran, and S. Mohanty, "Next generation/dynamic spectrum access/cognitive radio wireless networks: A survey," *J. Computer Networks (ELSEVIER)*, vol. 50, pp. 2127 – 2159, 2006.
- [2] M. Nekovee, "A survey of cognitive radio access to TV white spaces," *International J. Digital Multimedia Broadcast.*, pp. 1 – 11, 2010.
- [3] D. Cabric, S. M. Mishra, and R. W. Brodersen, "Implementation issues in spectrum sensing for cognitive radios," in *Proc. Asilomar Conference on Signals, Systems and Computers*, Pacific Grove, CA, USA, 7 – 10 Nov. 2004, pp. 772 – 776.
- [4] R. Tandra and A. Sahai, "SNR walls for signal detection," *IEEE J. Sel. Topics Signal Process.*, vol. 2, no. 1, pp. 4 – 17, Feb. 2008.
- [5] A. Tkachenko, A. D. Cabric, and R. W. Brodersen, "Cyclostationary feature detector experiments using reconfigurable BEE2," in *Proc. IEEE International Symposium on New Frontiers in Dynamic Spectrum Access Networks (DySPAN)*, 17 – 20 Apr. 2007, pp. 216 – 219.
- [6] T. E. Bogale and L. Vandendorpe, "Multi-cycle cyclostationary based spectrum sensing algorithm for OFDM signals with noise uncertainty in cognitive radio networks," in *Proc. IEEE Military Communications Conference (MILCOM)*, Orlando, FL, USA, 29 Oct. – 01 Nov. 2012, pp. 1 – 6.
- [7] Y. Zeng and Y-C. Liang, "Robustness of the cyclostationary detection to cyclic frequency mismatch," in *Proc. IEEE Personal Indoor and Mobile Radio Communications (PIMRC)*, Istanbul, Turkey, 26 – 30 Sep. 2010, pp. 2704 – 2709.
- [8] Y. Zeng and Y-C. Liang, "Eigenvalue-based spectrum sensing algorithms for cognitive radio," *IEEE Trans. Commun.*, vol. 57, no. 6, pp. 1784 – 1793, Jun. 2009.
- [9] Y-C. Liang, G. Pan, and Y. Zeng, "On the performance of spectrum sensing algorithms using multiple antennas," in *CoRR*, vol. abs/1008.3056, 2010.
- [10] T. E. Bogale and L. Vandendorpe, "Linearly combined signal energy based spectrum sensing algorithm for cognitive radio networks with noise variance uncertainty," in *Proc. IEEE Conference on Cognitive Radio Oriented Wireless Networks (CROWNCOM)*, Washington DC, USA, 8 – 10 Jul. 2013, pp. 80 – 86.
- [11] T. E. Bogale and L. Vandendorpe, "Max-Min SNR signal energy based spectrum sensing algorithms for cognitive radio networks with noise variance uncertainty," *IEEE Trans. Wireless. Commun.*, vol. 30, no. 1, pp. 280 – 290, Jan. 2014.
- [12] Y-C. Liang, Y. Zeng, E. C. Y. Peh, and A. T. Hoang, "Sensing-throughput tradeoff for cognitive radio networks," *IEEE Trans. Wireless Commun.*, vol. 7, no. 4, pp. 1326 – 1337, 2008.
- [13] T. E. Bogale, L. Vandendorpe, and L. B. Le, "Wideband sensing and optimization for cognitive radio networks with noise variance uncertainty," *IEEE Trans. Commun. (submitted)*, 2014.
- [14] P. Stoica and R. L. Moses, *Spectral Analysis of Signals*, Prentice Hall, 2005.
- [15] none, "Q-function," <http://en.wikipedia.org/wiki/Q-function>.
- [16] T. Bogale and L. Vandendorpe, "USRP implementation of Max-Min SNR signal energy based spectrum sensing algorithms for cognitive radio networks," in *Proc. IEEE International Conference on Communications (ICC) (To appear)*, Sydney, Australia, 10 – 14 Jun. 2014.